

NEW CONNECTION

CEFR A1-A2

Teruhiko Kadoyama
Andrey Dubinsky
David Edward Keane
Mike Corsini

photographs

iStockphoto

音声ファイルのダウンロード／ストリーミング

CD マーク表示がある箇所は、音声を弊社 HP より無料でダウンロード／ストリーミングすることができます。トップページのバナーをクリックし、書籍検索してください。書籍詳細ページに音声ダウンロードアイコンがございますのでそこから自習用音声としてご活用ください。

<https://www.seibido.co.jp>



New Connection Book 1

Copyright © 2017 LiveABC Interactive Corporation
Japanese edition copyright © Seibido Publishing Co., LTD, Japanese edition
All rights reserved.

*All rights reserved for Japan.
No part of this book may be reproduced in any form
without permission from Seibido Co., Ltd.*

CONTENTS



	Content Chart	4
	Learning Overview	6
	Introduction	8
UNIT 1	Meeting People	9
UNIT 2	Time to Eat	17
UNIT 3	Living with Technology	25
UNIT 4	Shopping for Clothes	33
UNIT 5	A Helping Hand at Home	41
UNIT 6	Going Places	49
UNIT 7	Not Feeling So Good	57
UNIT 8	The Big Screen	65
UNIT 9	How Do You Feel?	73
UNIT 10	All in Good Fun	81
UNIT 11	Game Time	89
UNIT 12	Rain or Shine	97
UNIT 13	Eating Out	105
UNIT 14	School Life	113

CONTENT CHART



Unit	Listening & Speaking	Language Focus	Grammar	Reading	Writing	Page
1	Good to Meet You / Meet the Coach	Greeting People / Making Introductions	Simple Present Tense	A Strange College Club	Personal Profiles	pp. 9-16
2	Enjoy Free Food	Asking about a Meal / Talking about Eating Habits	Simple Past Tense	Eat More and Lose Weight	Festivals	pp. 17-24
3	Homework or Video Games?	Making Suggestions / Making and Responding to Invitations	Present Continuous Tense	It's a YouTube World	Internet Language	pp. 25-32
4	New Clothes for a Party	Receiving Customers	Comparatives and Superlatives	Teen Fashion	Clothing Reviews	pp. 33-40
5	The Cost of Coffee	Complaining about Machines / Asking for a Lower Price	Possession Nouns / Possessive Pronouns and Adjectives / Correlative Conjunctions	Make Your Home Green	Flyers	pp. 41-48
6	A Night Out in the Big City	Asking for Directions / Giving Directions	Modals	Getting Around	Directions	pp. 49-56
7	Feeling Sick?	Making an Appointment	Linking Verbs / Causative Verbs	Natural Medicine for Your Cold	Medical History	pp. 57-64



Unit	Listening & Speaking	Language Focus	Grammar	Reading	Writing	Page
8	Movie Night	Apologizing / Talking about Movies	Talking about Time	The Wildest Job in Movies	Movie Reviews	pp. 65-72
9	Bad News, Good News	Asking about Someone's Feelings / Talking to People with Different Feelings	Participial Adjectives	Do Animals Have Feelings?	Life Stories	pp. 73-80
10	Making Plans	Talking about Likes and Dislikes / Asking for and Giving Opinions	Gerunds and Infinitives	Make Your Life More Extreme	Pastimes	pp. 81-88
11	Sports Talk	Talking about Injuries / Listing Requirements	Past Continuous Tense	Sports Hero	Favorite Sports	pp. 89-96
12	A Weekend at the Lake	Describing Weather Conditions	Simple Future Tense	Safe at Home	Storm Warnings	pp. 97-104
13	Dinner Date	Ordering a Meal	Indefinite Pronouns	Going to Restaurants around the World	Restaurant Reviews	pp. 105-112
14	Tell Me What to Do	Discussing Problems / Stating Your Goals	Present Perfect Tense	Working for No Money	Job Applications	pp. 113-120

LEARNING OVERVIEW

1 Get It Started

Introduces discussion questions to break the ice

2

Vocabulary

Teaches topic-related vocabulary words through listening and speaking activities

UNIT 1

Meeting People

Get It Started:

How did you meet your best friend? What are some good places to meet people? Are you comfortable talking with people in English?

VOCABULARY School Clubs

Task 1
Listen and write the sentence number of the activity in the box.  1-02



Task 2
Some sports and activities go with certain verbs. Place the words from **Vocabulary** in the correct columns.


do	play	go	others
judo	tennis	swimming	break-dance go to the movies

Note: The sports that end in -ing can also be used in their verb form.

to jog	to swim	to snowboard	to dive
to run	to ski	to in-line skate	to climb

LISTENING & SPEAKING

A. Comprehension Check

Listen to the conversation and check **T** if the statement is true or **F** if it's false.  1-03-04

1. ☐ T ☐ F Laura is in her first year at the university.
2. ☐ T ☐ F Laura is in the mountain climbing club.
3. ☐ T ☐ F Jenna introduces Mr. Mandt to Mark.
4. ☐ T ☐ F Mr. Mandt wants to help Jenna and Mark swim better.

B. Partial Dictation

Listen again and fill in the blanks.

Good to Meet You 1-03

Nick and Laura meet for the first time.

- Nick: Hi. My name is Nick. 1. _____ to meet you.
 Laura: I'm Laura. Nice to meet you too. Are you a newcomer to this university?
 Nick: Yes, I am. This is my first year here. How about you?
 Laura: I'm also new here. I really like it. Everyone is so 2. _____
 Nick: That's true. I'm in two clubs already. Do you participate in any school clubs?
 Laura: Yes, I do. I'm in the chess club. My brother is the 3. _____ of the club.



Meet the Coach 1-04

Jenna introduces Mark to the new swimming coach.

- Jenna: Hey, Mark. How are you doing?
 Mark: I'm 4. _____ good, Jenna. And you?
 Jenna: Not bad. Thanks. Do you want to 5. _____ someone?
 Mark: Sure. Who?
 Jenna: Hold on.



Jenna leaves the room and comes back in with a man.

- Jenna: This is Mr. Mandt. He's the new coach of our swimming club.
 Mark: Hello. It's a 6. _____ to meet you. I'm Mark.
 Mr. Mandt: Hi, Mark. You can call me Greg. I hope I can help you improve.
 Mark: I'm sure you can. Let's get started!



Practice the conversation with your partner.

3

Listening & Speaking

Presents a real-life dialog

4 Language Focus

Expands on useful expressions from Listening & Speaking

LANGUAGE FOCUS Greeting People
Making Introductions

Greeting People

Greeting	Response
Formal	
Good morning.	Good morning.
How are you?	I'm pretty good. How about you? / Very well, thank you. And you?
Good / Nice / Pleased to meet you.	Good / Nice / Pleased to meet you too.
It's a pleasure to meet you.	Likewise. / You too.
Informal	
How's it going? / How are you doing?	Great. / Fine. / Good. / All right. / OK. / Not bad.
What's up? / What's new?	Nothing. / Not much.
Hello. / Hi.	Hello. / Hi.

Making Introductions

This is...
Would you like to meet...?
I'd like you to meet...
I'd like to introduce you to...

For Example
A: Hey, Bob. This is my good friend Amanda.
B: It's very nice to meet you, Amanda.

Task 1
Listen to the greetings and circle the appropriate responses. 1-05

1. a. Not bad. You? 2. a. Very well, thank you.
b. How do you do? b. Likewise.

3. a. Not much, Frank. 4. a. Pleased to meet you too.
b. And you? b. Pretty good. Thanks. You?

5. a. Nice to meet you, Mrs. Johnson. 6. a. No. That's my first name. My last name is Asher.
b. Good to meet you, Miss Johnson. b. No. That's my last name. My first name is Asher.

Task 2
Fill in the blanks. Then listen to the audio to check your answers. 1-06-08

1. A: Hello, Zack. I would like you to _____ my colleague Jacob.
B: It's a _____ to meet you, Jacob.
C: _____ too.

2. A: How's it going, Jessica?
B: _____ My first French class is today. How are you _____?
A: OK. But I'm a little sick.
B: I'm sorry to hear that. I _____ you get well soon.

3. A: Are you _____ Norton?
B: Yes, I am. _____ your name?
A: My name is Bonnie Ross. I love your music. You're my favorite singer.
B: Thanks very much. I'm very _____ to meet you, _____.

GRAMMAR Simple Present Tense

	I / You / We / They	He / She / It
Affirmative	I play sports.	She looks great.
Negative	They don't live in New York.	He doesn't eat vegetables.
Yes / No Question	A: Do you like pizza? B: Yes, I do. / No, I don't.	A: Does it cost a lot of money? B: Yes, it does. / No, it doesn't.
Wh- Question	A: What do we need for the dinner party? B: We need some beef and carrots.	A: Who does she help? B: She helps poor people.

USAGE NOTE

To ask about the subject, use the sentence pattern **who / what + the third person singular form of verb**.

For Example:
• Who cooks in your family?
• What happens at the end of the story?

Task 1
Fill in the blanks. Use do / does or a be verb if needed.

1. ① _____ his girlfriend good at art?
A. No, _____ can't draw at all.

2. ② _____ those students know how to break-dance?
A. Yes, _____'re excellent.

3. ③ _____ Megan like to wear designer clothes?
A. _____'s really fashionable.

4. ④ _____ Mr. and Mrs. Morrison have any children?
A. _____ have two daughters.

5. ⑤ _____ your dad listen to pop music?
A. _____ prefers classical music.

6. ⑥ _____ the man feel embarrassed?
A. No, I'm sure _____.

Task 2
Listen and match the question with the answer. 1-09

Question

1. When does Valerie begin yoga class?
2. Who knows how to do yoga?
3. Where are the women?
4. Why does Valerie want to do yoga?

Response

a. Melissa does.
b. She has a lot of stress.
c. She wants her to come to her class.
d. They are at a bus stop.

6 Reading

Features an interesting article related to the central theme of the unit

READING

A Strange College Club

BEFORE YOU READ 1-10
Look at the men's faces. What do they have in common? What do you think the reading is about?

1. There is a very strange club here at Carleton College. Everyone in the club grows hair on their upper lip. Can you guess the club's name? That's right: the Mustache Club. There are even women in this club. The club isn't just a joke though. The club sells T-shirts of a happy face with a mustache and gives the money to a women's center. The group also helps out at an animal hospital and reads to children. The president of the club gives a speech every year and talks about great people from the past with mustaches. Do you want to be one of them? Start growing your mustache today!

Meet the Club's Members

Do you want to join the Carleton College Mustache Club?
The club has a meeting at the student center at 2:00 on Saturday. You can watch a video and listen to a speech about the history of the club. The club provides free food and drinks. The student center is at 3234 University Street.

AFTER YOU READ

A. Vocabulary
Fill in the blanks with the word choices given. Change the word form if necessary.
guess / mustache / strange / speech / upper

1. The old man has a big brown _____.
2. The _____ floors are near the top of a building.
3. I/I don't know an answer on a test. I just _____.
4. This man looks _____. I think he is crazy.
5. Each student had to give a short _____ to the rest of the class.

B. Comprehension Check
Circle the answers.

1. What do people in the club have in common?
a. They are great people in Carleton College.
b. They have hair on their faces.
c. They are all women.
d. They give a speech every year.

2. What does the writer say about the Mustache Club?
a. It is only open to men.
b. It is not a normal club.
c. It meets at 3233 University Street.
d. Its president is a woman.

3. What do the club's members NOT do?
a. They spend time with children.
b. They help a women's center.
c. They work with an animal hospital.
d. They meet great people from the past.

4. To join the Mustache Club, please...
a. begin growing a mustache soon.
b. pay the fee to our president.
c. give us a call on Saturday after 2:00.
d. watch the video about the club first.

WRITING

Task 1
Below is a profile of Jenny and a short paragraph about her. Fill in the blanks.

Name: Jenny Collins
Sex: female
Age: 18
School: New York University
Major: nursing
Year at school: freshman
Languages: English, French

Clubs: guitar
Hobbies: playing the guitar, acting, singing, playing tennis
Favorite movie: Alice in Wonderland
Favorite TV show: Glee
Favorite singer / band: Radiohead
Favorite song: Karma Police
Future plans: work at a hospital

Task 2
Fill in this profile. Write a short paragraph about yourself. Use Jenny's paragraph as an example.

Put Photo Here

Name: _____
Sex: _____ **Age:** _____
School: _____
Major: _____ **Year at school:** _____
Languages(s): _____

My name is _____ I'm _____ (age). I'm a student in my _____ year at _____. I study _____. I love my school! I have a lot of hobbies. I'm a member of the _____ and _____ in my free time. I enjoy watching movies. I like _____ the most. I also watch TV shows sometimes. My favorite program is _____. Music is very important to me. I usually listen to rock music. _____ is the best band in the world! I really love their song _____. After I graduate, I want to _____.

Writing

Teaches writing strategies through step-by-step exercises

5 Grammar

Presents a thorough explanation of the main grammar point of the unit

7 After You Read

Introduces vocabulary and comprehension exercises based on the content from Reading

8

INTRODUCTION



Welcome to *New Connection Book 1*. This is the first book in a series created to propel learners toward fluency. Outstanding English skills will open up doors for anyone in today's world. No matter how out of reach a student's learning goals seem to be, the *New Connection* series will provide the boost he or she needs.

Each unit of *New Connection Book 1* follows a set structure designed to push students to put what they have learned into practice as well as to challenge them to expand their skills. The unit begins with a Vocabulary section, which utilizes both audio and visual methods to introduce words related to the topic. This is followed by a Listening & Speaking section in which speakers use new vocabulary—in addition to new grammar points and expressions—in real-life situations. They will listen along and fill in blanks, and also be tested for comprehension. Afterwards, they're prompted to put freshly learned vocabulary and grammar skills to use in a series of review exercises. The unit ends with a related article and an opportunity for students to write their own compositions.

As students progress through each level, they are constantly encouraged to put what they have learned to use. At the same time, they never stop taking on new challenges to help themselves reach the next benchmark in the learning process. By developing a hunger for advancement, *New Connection Book 1* proves that the sky is the limit for today's learners.

UNIT 1

Meeting People

Get It Started:

*How did you meet your best friend? What are some good places to meet people?
Are you comfortable talking with people in English?*

Task 1

Listen and write the sentence number of the activity in the box.



Task 2

Some sports and activities go with certain verbs. Place the words from **Vocabulary** in the correct columns.

do	play	go	others
judo	tennis	swimming	break-dance go to the movies

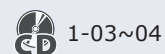
Note: The sports that end in **-ing** can also be used in their verb form.

to jog	to swim	to snowboard	to dive
to run	to ski	to in-line skate	to climb

LISTENING & SPEAKING

A. Comprehension Check

Listen to the conversation and check **T** if the statement is true or **F** if it's false.



1. **T** ☐ **F** ☐ Laura is in her first year at the university.
2. **T** ☐ **F** ☐ Laura is in the mountain climbing club.
3. **T** ☐ **F** ☐ Jenna introduces Mr. Mandt to Mark.
4. **T** ☐ **F** ☐ Mr. Mandt wants to help Jenna and Mark swim better.

B. Partial Dictation

Listen again and fill in the blanks.

Good to Meet You



1-03

Nick and Laura meet for the first time.

Nick: Hi. My name is Nick. 1. _____ to meet you.

Laura: I'm Laura. Nice to meet you too. Are you a newcomer to this university?

Nick: Yes, I am. This is my first year here. How about you?

Laura: I'm also new here. I really like it. Everyone is so 2. _____.

Nick: That's true. I'm in two clubs already. Do you participate in any school clubs?

Laura: Yes, I do. I'm in the chess club. My brother is the 3. _____ of the club.



Meet the Coach



1-04

Jenna introduces Mark to the new swimming coach.

Jenna: Hey, Mark. How are you doing?

Mark: I'm 4. _____ good, Jenna. And you?

Jenna: Not bad. Thanks. Do you want to 5. _____ someone?

Mark: Sure. Who?

Jenna: Hold on.



Jenna leaves the room and comes back in with a man.

Jenna: This is Mr. Mandt. He's the new coach of our swimming club.

Mark: Hello. It's a 6. _____ to meet you. I'm Mark.

Mr. Mandt: Hi, Mark. You can call me Greg. I hope I can help you improve.

Mark: I'm sure you can. Let's get started!



Practice the conversation with your partner.

Greeting People

	Greeting	Response
Formal	Good morning.	Good morning.
	How are you?	I'm pretty good. How about you? / Very well, thank you. And you?
	Good / Nice / Pleased to meet you.	Good / Nice / Pleased to meet you too.
	It's a pleasure to meet you.	Likewise. / You too.
Informal	How's it going? / How are you doing?	Great. / Fine. / Good. / All right. / OK. / Not bad.
	What's up? / What's new?	Nothing. / Not much.
	Hello. / Hi.	Hello. / Hi.

Making Introductions

This is . . .
Would you like to meet . . . ?
I'd like you to meet . . .
I'd like to introduce you to . . .

For Example

A: Hey, Bob. **This is** my good friend Amanda.

B: It's very nice to meet you, Amanda.

Task 1

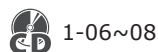
Listen to the greetings and circle the appropriate responses.



1. a. Not bad. You? b. How do you do?	2. a. Very well, thank you. b. Likewise.
3. a. Not much, Frank. b. And you?	4. a. Pleased to meet you too. b. Pretty good. Thanks. You?
5. a. Nice to meet you, Mrs. Johnson. b. Good to meet you, Miss Johnson.	6. a. No. That's my first name. My last name is Asher. b. No. That's my last name. My first name is Asher.

Task 2

Fill in the blanks. Then listen to the audio to check your answers.



- A: Hello, Zack. I would like you to _____ my colleague Jacob.
B: It's a _____ to meet you, Jacob.
C: _____ too.
- A: How's it going, Jessica?
B: _____. My first French class is today. How are you _____?
A: OK. But I'm a little sick.
B: I'm sorry to hear that. I _____ you get well soon.
- A: Are you _____ Norton?
B: Yes, I am. _____ your name?
A: My name is Bonnie Ross. I love your music. You're my favorite singer.
B: Thanks very much. I'm very _____ to meet you, _____.

	I / You / We / They	He / She / It
Affirmative	I play sports.	She looks great.
Negative	They don't live in New York.	He doesn't eat vegetables.
Yes / No Question	A: Do you like pizza? B: Yes, I do . / No, I don't .	A: Does it cost a lot of money? B: Yes, it does . / No, it doesn't .
Wh- Question	A: What do we need for the dinner party? B: We need some beef and carrots.	A: Who does she help ? B: She helps poor people.

USAGE NOTE

To ask about the subject, use the sentence pattern **who / what + the third person singular form of verb**.

For Example:

- **Who** cooks in your family?
- **What** happens at the end of the story?

Task 1

Fill in the blanks. Use **do / does** or a **be verb** if needed.

1. **Q** _____ his girlfriend good at art?

A No, _____. _____ can't draw at all.

2. **Q** _____ those students know how to break-dance?

A Yes, _____. _____'re excellent.

3. **Q** _____ Megan like to wear designer clothes?

A _____, _____. _____'s really fashionable.

4. **Q** _____ Mr. and Mrs. Morrison have any children?

A _____, _____. _____ have two daughters.

5. **Q** _____ your dad listen to pop music?

A _____, _____. _____ prefers classical music.

6. **Q** _____ the man feel embarrassed?

A No, I'm sure _____.

Task 2

Listen and match the question with the answer.

**Question**

- _____ 1. When does Valerie begin yoga class?
 _____ 2. Who knows how to do yoga?
 _____ 3. Where are the women?
 _____ 4. Why does Valerie want to do yoga?
 _____ 5. What does Valerie ask Melissa to do?

Response

- a. Melissa does.
 b. She has a lot of stress.
 c. She wants her to come to her class.
 d. They are at a bus stop.
 e. She starts tonight.



A Strange College Club

BEFORE YOU READ



1-10

Look at the men's faces. What do they have in common? What do you think the reading is about?

- 1 **T**here is a very strange club here at Carleton College. Everyone in the club grows hair
on their upper lip. Can you guess the club's name? That's right: the Mustache Club.
There are even women in this club. The club isn't just a joke though. The club sells T-shirts
of a happy face with a mustache and gives the money to a women's center. The group also
5 helps out at an animal hospital and reads to children. The
president of the club gives a speech every year and talks
about great people from the
past with mustaches. Do you
10 want to be one of them? Start
growing your mustache today!

Meet the Club's Members

*Do you want to join the Carleton College Mustache Club?
The club has a meeting at the student center at 2:00 on
Saturday. You can watch a video and listen to a speech about
the history of the club. The club provides free food and drinks.
The student center is at 3234 University Street.*



AFTER YOU READ

A. Vocabulary

Fill in the blanks with the word choices given. Change the word form if necessary.

guess / mustache / strange / speech / upper

1. The old man has a big brown _____.
2. The _____ floors are near the top of a building.
3. If I don't know an answer on a test, I just _____.
4. This man looks _____. I think he is crazy.
5. Each student had to give a short _____ to the rest of the class.

B. Comprehension Check

Circle the answers.

1. What do people in the club have in common?
 - a. They are great people in Carleton College.
 - b. They have hair on their faces.
 - c. They are all women.
 - d. They give a speech every year.
2. What does the writer say about the Mustache Club?
 - a. It is only open to men.
 - b. It is not a normal club.
 - c. It meets at 3233 University Street.
 - d. Its president is a woman.
3. What do the club's members NOT do?
 - a. They spend time with children.
 - b. They help a women's center.
 - c. They work with an animal hospital.
 - d. They meet great people from the past.
4. To join the Mustache Club, please . . .
 - a. begin growing a mustache soon.
 - b. pay the fee to our president.
 - c. give us a call on Saturday after 2:00.
 - d. watch the video about the club first.

WRITING

Task 1

Below is a profile of Jenny and a short paragraph about her. Fill in the blanks.



Name: Jenny Collins
Sex: female
Age: 18
School: New York University
Major: nursing
Year at school: freshman
Languages: English, French

Clubs: guitar

Hobbies: playing the guitar, acting, singing, playing tennis

Favorite movie: *Alice in Wonderland*

Favorite TV show: *Glee*

Favorite singer / band: Radiohead

Favorite song: *Karma Police*

Future plans: work at a hospital

My name is _____. I'm _____ (age). I'm a student in my _____ year at _____. I study _____. I love my school! I have a lot of hobbies. I'm a member of the _____. I like to play the guitar, _____, _____, and _____ in my free time. I enjoy watching movies. I like _____ the most. I also watch TV shows sometimes. My favorite program is _____. Music is very important to me. I usually listen to rock music. _____ is the best band in the world! I really love their song _____. After I graduate, I want to _____.

Task 2

Fill in this profile. Write a short paragraph about yourself. Use Jenny's paragraph as an example.

Put Photo Here

Name: _____

Sex: _____ **Age:** _____

School: _____

Major: _____ **Year at school:** _____

Language(s): _____
