

CEFR **A1+**

Base Camp

Live Escalate

Teruhiko Kadoyama
Live ABC editors

photographs

iStockphoto

StreamLine

Web 動画・音声ファイルのストリーミング再生について

CD マーク及び Web 動画マークがある箇所は、PC、スマートフォン、タブレット端末において、無料でストリーミング再生することができます。下記 URL よりご利用ください。再生手順や動作環境などは本書巻末の「Web 動画のご案内」をご覧ください。

<http://st.seibido.co.jp>



音声ファイルのダウンロードについて

CD マークがある箇所は、ダウンロードすることも可能です。下記 URL より書籍を検索し、書籍詳細ページにあるダウンロードアイコンをクリックしてください。

<https://www.seibido.co.jp>



Live Escalate Book 1: Base Camp

Copyright © 2021 LiveABC Interactive Corporation
Japanese edition copyright © Seibido Publishing Co., Ltd, Japanese edition
All rights reserved.

*All rights reserved for Japan.
No part of this book may be reproduced in any form
without permission from Seibido Co., Ltd.*

Contents

Content Chart	04
Learning Overview	06
UNIT 01 Meeting New People	10
UNIT 02 School Life	20
UNIT 03 Seeing a Doctor	30
UNIT 04 Expressing Yourself	40
UNIT 05 Getting Around	50
UNIT 06 Talking about the Time	60
REVIEW 1	70
UNIT 07 Eating Out	74
UNIT 08 At the Supermarket	84
UNIT 09 Hobbies	94
UNIT 10 Shop Till You Drop	104
UNIT 11 Going on Vacation	114
UNIT 12 Sports	124
REVIEW 2	134
LINGUAPORTA	138
StreamLine	139

CONTENT CHART

UNIT	COMMUNICATION STRATEGY	VOCABULARY
UNIT 01 Meeting New People	<ul style="list-style-type: none"> Talking about where people are from Introducing different greetings from around the world 	<ul style="list-style-type: none"> Greetings Physical appearance Nationalities
UNIT 02 School Life	<ul style="list-style-type: none"> Exchanging personal information Introducing how a flipped classroom is different from a traditional classroom 	<ul style="list-style-type: none"> Majors Zodiac signs School clubs
UNIT 03 Seeing a Doctor	<ul style="list-style-type: none"> Describing symptoms of illnesses 	<ul style="list-style-type: none"> Body parts Health problems
UNIT 04 Expressing Yourself	<ul style="list-style-type: none"> Expressing feelings and emotions Introducing a psychology test about colors 	<ul style="list-style-type: none"> Adjectives of feelings and emotions
UNIT 05 Getting Around	<ul style="list-style-type: none"> Describing modes of transportation Discussing how we should use priority seats 	<ul style="list-style-type: none"> Types of transportation
UNIT 06 Talking about the Time	<ul style="list-style-type: none"> Practicing having telephone conversations 	<ul style="list-style-type: none"> The 12 months of the year Dates
REVIEW 1	Review 1	
UNIT 07 Eating Out	<ul style="list-style-type: none"> Practicing how to order a meal in a restaurant Talking about different restaurants 	<ul style="list-style-type: none"> Food and drinks Utensils Adjectives describing food
UNIT 08 At the Supermarket	<ul style="list-style-type: none"> Giving directions 	<ul style="list-style-type: none"> Places and shops Locations Transportation
UNIT 09 Hobbies	<ul style="list-style-type: none"> Talking about what people do in their free time 	<ul style="list-style-type: none"> Recreational activities Parkour
UNIT 10 Shop Till You Drop	<ul style="list-style-type: none"> Introducing clothes and accessories Talking about the benefits of online shopping 	<ul style="list-style-type: none"> Clothes and accessories Sizes and measurements
UNIT 11 Going on Vacation	<ul style="list-style-type: none"> Talking about trip plans 	<ul style="list-style-type: none"> Trip plans
UNIT 12 Sports	<ul style="list-style-type: none"> Talking about one's favorite sports 	<ul style="list-style-type: none"> Types of sports
REVIEW 2	Review 2	

	CONVERSATION	GRAMMAR	READING
	Where Do You Come From?	<ul style="list-style-type: none"> • Present Simple—Be Verbs • Present Simple—Base Verbs 	How Do You Shake Hands?
	What's Your Zodiac Sign?	<ul style="list-style-type: none"> • Wh- Questions • Present Continuous 	Flipped Classroom
	What's the Matter?	<ul style="list-style-type: none"> • Past Simple—Be Verbs • Past Simple—Base Verbs 	Patient Information Form
	How Was Last Weekend?	<ul style="list-style-type: none"> • Tense Comparison 	What "Color" Are You?
	The World Traveler	<ul style="list-style-type: none"> • Infinitives and Gerunds • Transportation Preposition 	How We Should Use Priority Seats
	What Were You Doing?	<ul style="list-style-type: none"> • Past Continuous • Past Continuous + When + Past Simple 	Summer Camp Schedule
	What'll You Have?	<ul style="list-style-type: none"> • Future Tense • Be Going To 	A World of Restaurants
	Getting Everything on the List	<ul style="list-style-type: none"> • Modal Verbs • Countable / Uncountable Nouns 	Huge Discounts This Week Only!
	Exploring New Hobbies	<ul style="list-style-type: none"> • Linking Verbs • Possessive Pronouns 	Parkour: The Art of Movement
	Finding the Right Fit	<ul style="list-style-type: none"> • Passive Voice • Verbs Related to Time and Money 	Online Shopping Catches On
	Making a Last-Minute Booking	<ul style="list-style-type: none"> • Quantity Pronouns • Indefinite Pronouns 	Italy's Beautiful Secret: The Blue Grotto
	What Sports Do You Like?	<ul style="list-style-type: none"> • Comparative and Superlative Adjectives 	Challenge Yourself in the Ironman Triathlon

LEARNING OVERVIEW

The Live Escalate series comes in three volumes, from Book 1: Base Camp to Book 3: Summit. Each book is made up of 12 units and a review section after every six units. The following is the introduction for Book 1: Base Camp. There are reading, listening, writing, and speaking activities in each unit. Readers will be challenged by the variety of fun and interesting content throughout the series.

WARM UP

A warm-up section of the theme topic

Students learn the vocabulary words and sentences through visual input and listening.

Students practice speaking skills by role-playing with partners. After that, they listen to a short talk related to the theme topic to finish the warm-up section.

UNIT 01 Meeting New People

WARM UP

A Listen to the short conversations. Each conversation is about greetings and introductions. Write the numbers in the correct boxes and the sentences in the blanks. **1-03**

1. ☐ _____
Penny, this is Joe. Joe, this is Penny.

2. ☐ _____
Hello, I'm Annie. Nice to meet you.

3. ☐ _____
Penny, where do you come from?

4. ☐ _____
It's famous for pasta.

5. ☐ _____
No, I come from Australia.

B Role-play with a partner. Use the vocabulary you have learned.

① Where do you come from? ② What is _____ famous for?
③ I come from _____. ④ It's famous for _____.

CONVERSATION

Where Do You Come From?

A Watch the video clip and check the correct answers. **1-03**

1. Where is Mark from?
☐ a. New York
☐ b. Boston
☐ c. Canada

2. How does Heidi feel about the city?
☐ a. She knows a lot about it.
☐ b. It's new to her.
☐ c. She doesn't like it here.

3. What is Boston famous for?
☐ a. Bread
☐ b. Fish
☐ c. Pasta

4. Who is Karen?
☐ a. Their teacher
☐ b. Their parent
☐ c. Their class leader

B Listen to the conversation and fill in the blanks. **1-03**

Heidi is a new student. Mark is showing her their college.

Mark: Hello, Heidi. I'm Mark. Nice to meet you.
Heidi: Nice to meet you, too.
Mark: How do you _____ about here?
Heidi: I don't. _____ this city at all. It's very new to me.
Mark: Where do you come from?
Heidi: I come from New York. I _____ up there.
Mark: I love New York. I think it's a great city.
Heidi: Do you come from New York, too?
Mark: No, I come from _____, but I went to New York in 2015. I really _____ it.
Heidi: Boston is famous for _____, right?
Mark: Yes. All of our fish is great.

Heidi notices Karen.

Heidi: Who's that pretty girl?
Mark: She is our class _____. Her name is Karen.
Heidi: She is so _____ and thin.
Mark: Yes, let's go say hello to her!

C Practice the conversation with your partner.

D Listen to the three short conversations. Where are they from? Number the pictures 1 to 3 and check the details about them. **1-04**

1. ☐ short ☐ black hair ☐ tall ☐ strong ☐ chubby ☐ curly hair
☐ long hair ☐ brown eyes ☐ thin ☐ green eyes ☐ short hair ☐ blue eyes

2. ☐ short ☐ black hair ☐ tall ☐ strong ☐ chubby ☐ curly hair
☐ long hair ☐ brown eyes ☐ thin ☐ green eyes ☐ short hair ☐ blue eyes

3. ☐ short ☐ black hair ☐ tall ☐ strong ☐ chubby ☐ curly hair
☐ long hair ☐ brown eyes ☐ thin ☐ green eyes ☐ short hair ☐ blue eyes

CONVERSATION

A dialogue about the theme topic with a variety of questions

The dialogues use realistic, modern English to deliver practical and fun conversation practice.

Here, students will find various types of activities that will assess their understanding. Completing these tasks will help students feel confident in their English ability.

GRAMMAR

Explicit and lively grammar instruction through visuals

Students' grammar ability is tested through a variety of exercise types.

GRAMMAR

1 Present Simple — Be Verbs

Affirmatives S. + am/are/is

I'm from Japan. They are French.

We're from Paris.

Negatives S. + am/are/is + not

I'm not American. They are not Canadian.

We aren't from Canada.

Yes/No Questions

Question	"Yes" Response	"No" Response
Are you Korean?	Yes, I am.	No, I'm not. I'm Japanese.
Is she from France?	Yes, she is.	No, she isn't. She's from Italy.
Are they from Canada?	Yes, they are.	No, they aren't. They're from France.

Work It Out

1. Fill in the blanks with **am**, **are**, or **is** and complete the sentences.

- Peter and Amy _____ from Seattle.
- _____ there a hospital near here?
- This suitcase _____ heavy. Can you help me?
- These shoes _____ very nice. I want to buy them.

2. Rewrite the sentences as questions.

- You are a student. → Are you a student?
- Lisa is from Boston. → _____
- There are a lot of good restaurants around here. → _____

3. Rearrange the sentences.

- are / they / Italy / from / not
- They _____
- birthday / on / the 15th / is / Tom's / April / of
- Tom's _____
- is / student / Michelle / exchange / an / from / France
- Michelle _____
- are / people / any / perfect / not / there
- There _____

GRAMMAR

2 Present Simple — Base Verbs

to express **truth, fact or frequency**

Past **Present** **Future**

Affirmatives S. + V(s)

The sun rises in the east. It doesn't rise in the west.

Negatives S. + do/does + not + V.

My sister always gets up at six. I don't get up at six. I get up at seven.

Yes/No Questions

Question	"Yes" Response	"No" Response
Do you like New York?	Yes, I do.	No, I don't.
Does she live in France?	Yes, she does.	No, she doesn't.
Do they come from Canada?	Yes, they do.	No, they don't.

Work It Out

1. Complete the sentences based on the hints given.

- The moon _____ around the earth. (go)
- Cindy always _____ her cup after she drinks coffee. (wash)
- Johnson _____ tennis every day. (play)
- A good student _____ before a test. (study)
- Water _____ at 100 degrees Celsius. (boil)

2. Fill in the blanks.

A: What _____ your friend John look like?
B: Well, he _____ thin, and he _____ short hair and blue eyes.
A: Really? Does he _____ curly hair?
B: Yes, he _____ he tall?
A: No, he _____. He's short, but he's handsome.

Regular: Add -s work → works
Verbs ending in s, x, ch, sh: Add -es fly → flies
Verbs ending in consonant + y: Change the y to i and add -ies cry → cries
Verbs ending in vowel + y: Add -s play → plays
Irregular forms have → has

READING

An article about the theme topic with a variety of questions

The article features compelling topics and is filled with fascinating facts and information.

READING

HOW DO YOU SHAKE HANDS?

16

A handshake is a common way to greet someone. When you meet people for the first time, it's polite to shake their hands, too. You may think that you know the best way to shake hands. However, people everywhere shake hands differently. If you don't know the right customs, people might think you are impolite. In the United States, people like short, strong handshakes. People in Brazil like long, strong handshakes. In the Philippines, a long handshake is OK, but it should be gentle.

Every society has a different way to shake hands. However, a few handshake rules are the same all over the world. Never offer anyone a wet hand. Always offer your right hand. It's usually bad manners to use your left one. If you still aren't sure about what to do, let the other person lead the handshake. You can copy the other person's actions. If you give a good handshake, people will trust you more.

17

A Fill in the blanks with the word choices given. Change the word form if necessary.

shake / offer / wet / copy / polite

- It's not _____ to point at people.
- The two leaders smiled and _____ hands.
- The hotel _____ a free breakfast.
- Bring an umbrella or you'll get _____.
- Paula tried to _____ the dancer's moves.

B Check the correct answers.

- What is the main topic of the article?
 - ☐ a. The reasons why people shake hands
 - ☐ b. The best way to shake hands
 - ☐ c. The different ways to shake hands
- In which of the following countries do people like short and strong handshakes?
 - ☐ a. The USA
 - ☐ b. Brazil
 - ☐ c. The Philippines
- Which is NOT a wrong way to shake hands?
 - ☐ a. Offer a left hand
 - ☐ b. Offer a wet hand
 - ☐ c. Offer a long handshake
- What does the author suggest if you aren't sure about what to do?
 - ☐ a. You can let the other person offer the handshake first.
 - ☐ b. You should know handshake rules around the world.
 - ☐ c. You should lead the handshake to make people trust you.
- According to the article, which is true?
 - ☐ a. If you are not familiar with the customs, just offer a gentle hand.
 - ☐ b. It is rude to offer a strong, long handshake the first time you meet someone.
 - ☐ c. The proper handshake will leave a good impression on people.

Students will check their comprehension with different types of review questions.

LEARNING OVERVIEW

WRITING

A Look at the picture and answer the questions below.



- ① What's the woman's last name?

- ② Where does the woman come from?

- ③ Is her birthday on September 30?

- ④ Does the woman have long hair?

- ⑤ What's her passport number?

B Rewrite the following sentences as negative sentences and questions.

- ① Sarah has a laptop.
Sarah doesn't have a laptop. Does Sarah have a laptop?

- ② Emma comes from Boston.

- ③ Handshake rules are the same around the world.

- ④ Josh often plays basketball.

- ⑤ Henry and Bob know a lot about computers.

WRITING

Practice sentence patterns that use the theme topic and grammar points

This section presents students with real-life writing tasks, such as letters and menus. Students will improve their writing skills while having fun along the way!

CHALLENGE YOURSELF

A topic-related listening test

This section provides an excellent tool for students to track their improvement and be aware of the improvement in their English proficiency.

CHALLENGE YOURSELF

Part I Pictures 1-06

Look at the picture and choose the best answer.

1. ☐ a ☐ b ☐ c
2. ☐ a ☐ b ☐ c

Part II Question & Response 1-07

Listen to the statement or question and choose the best response.

3. ☐ a ☐ b ☐ c
4. ☐ a ☐ b ☐ c
5. ☐ a ☐ b ☐ c
6. ☐ a ☐ b ☐ c

Part III Conversations 1-08

Listen to the conversation and answer the questions.

7. Where does the second speaker come from?
☐ a. She comes from Hong Kong.
☐ b. She comes from Japan.
☐ c. She comes from the United States.
8. What are the speakers talking about?
☐ a. Their new teacher
☐ b. Their classmate
☐ c. Their homework
9. What is true?
☐ a. They're old friends.
☐ b. He called her yesterday.
☐ c. They're new friends.
10. Why is Tom not there?
☐ a. He lives somewhere new.
☐ b. He got sick.
☐ c. He's in trouble.

Linguaporta Training

Let's review the unit with Linguaporta.



UNIT
01

MEETING NEW PEOPLE

WELCOME TO *LIVE ESCALATE*!

The Live Escalate series comes in three volumes, from Book 1: Base Camp to Book 3: Summit. Each book is made up of 12 units and a review section after every six units. There are reading, listening, writing, and speaking activities in each unit. Readers will be challenged by the variety of fun and interesting content throughout the series.

A Complete Series

Each of the three books in this stimulating and pragmatic series is designed with a natural flow in mind: listening ⇒ speaking ⇒ reading ⇒ writing, with the result being that your English improves dramatically while you're unaware of the effort you've spent. The aim is that with minimal friction, learners of all ages will assimilate this language with the same fluidity a child does in his or her native environment, thus removing the sense of foreignness and frustration that is part of foreign language learning.

Unit Themes Focusing on Self-Expression

The units covered in this series pertain to ordinary life, focusing on the types of situations and challenges learners encounter every day, including shopping, eating, socializing, odds and ends around the house, leisure, and more.

Book 3: Summit

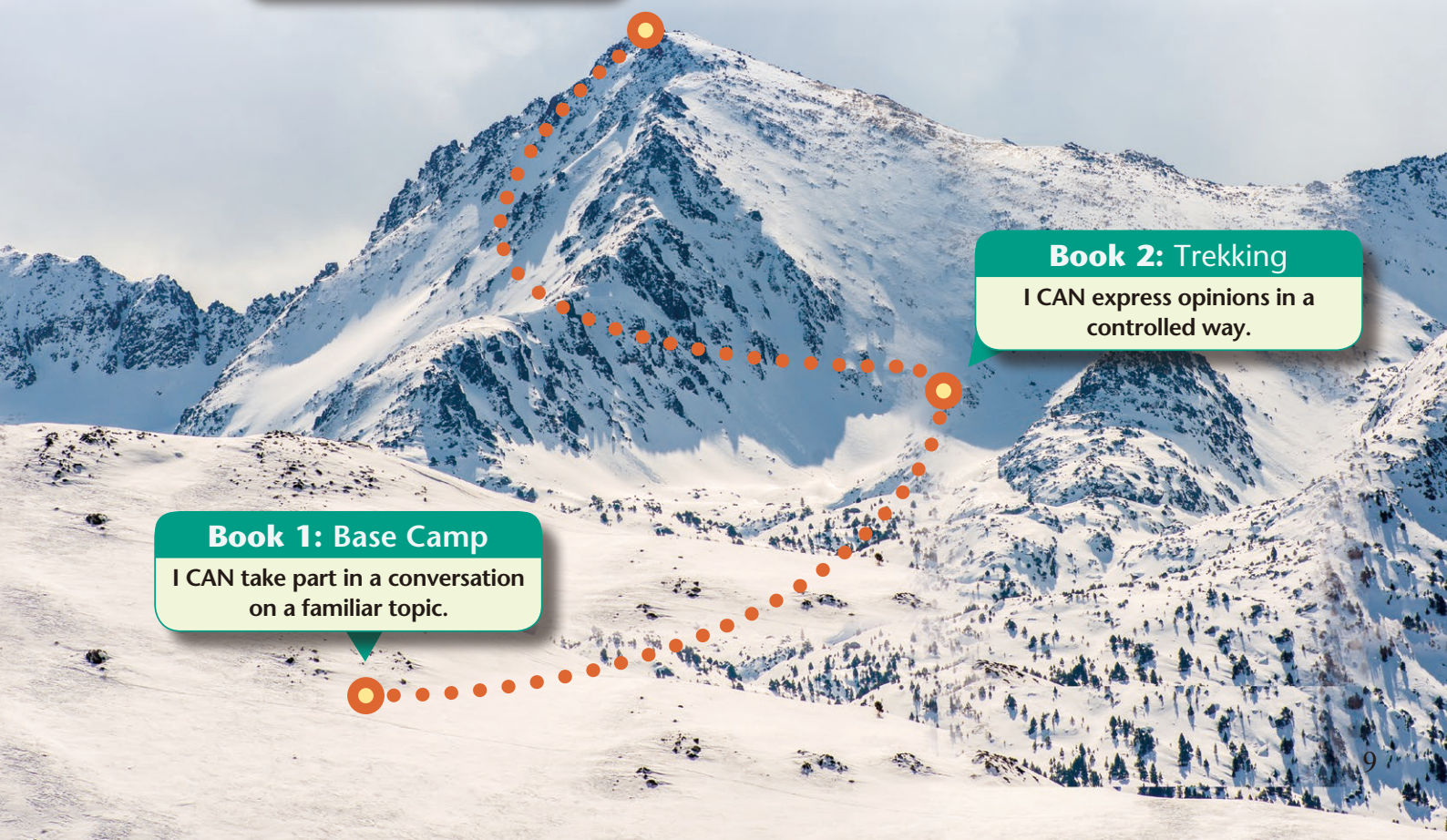
I CAN express opinions on some matters in a controlled way.

Book 2: Trekking

I CAN express opinions in a controlled way.

Book 1: Base Camp

I CAN take part in a conversation on a familiar topic.



Meeting New People

WARM UP

A Listen to the short conversations. Each conversation is about greetings and introductions. Write the numbers in the correct boxes and the sentences in the blanks.  1-02



Hello, I'm Annie.
Nice to meet you.

Penny, where do you come from?



B Role-play with a partner. Use the vocabulary you have learned.

A Where do you come from?

B I come from _____.

A What is _____ famous for?

B It's famous for _____.



☐ _____

Penny, this is Joe.
Joe, this is Penny.

☐ _____




It's famous for
pasta.

☐ _____



No, I come from
Australia.

Where Do You Come From?

A Watch the video clip and check the correct answers. 

- Where is Mark from?
 - ☐ a. New York
 - ☐ b. Boston
 - ☐ c. Canada
- How does Heidi feel about the city?
 - ☐ a. She knows a lot about it.
 - ☐ b. It's new to her.
 - ☐ c. She doesn't like it here.
- What is Boston famous for?
 - ☐ a. Bread
 - ☐ b. Fish
 - ☐ c. Pasta
- Who is Karen?
 - ☐ a. Their teacher
 - ☐ b. Their parent
 - ☐ c. Their class leader



Hello!

Nice to meet you!



Heidi is a new student. Mark is showing her their college.

Mark: Hello, Heidi. I'm Mark. Nice to meet you.

Heidi: Nice to meet you, too.

Mark: How do you ¹ _____ about here?

Heidi: I don't ² _____ this city at all. It's very new to me.

Mark: Where do you come from?

Heidi: I come from New York. I ³ _____ up there.

Mark: I love New York. I think it's a great city.

Heidi: Do you come from New York, too?

Mark: No. I come from ⁴ _____, but I went to New York in 2015. I really ⁵ _____ it.

Heidi: Boston is famous for ⁶ _____, right?

Mark: Yes. All of our fish is great.

Heidi notices Karen.


Heidi: Who's that pretty girl?

Mark: She is our class ⁷ _____. Her name is Karen.

Heidi: She is so ⁸ _____ and thin.

Mark: Yes, let's go say hello to her!

C Practice the conversation with your partner.

D Listen to the three short conversations. Where are they from? Number the pictures 1 to 3 and check the details about them.  1-04



- ☐ short ☐ black hair
☐ long hair ☐ brown eyes



- ☐ tall ☐ strong
☐ thin ☐ green eyes




- ☐ chubby ☐ curly hair
☐ short hair ☐ blue eyes

Affirmatives

S. + am/are/is

I'm from Japan.
They are French.



We're from Paris.

Negatives

S. + am/are/is + not

I'm not American.
They are not Canadian.



We aren't from Canada.

Yes/No Questions

Question	"Yes" Response	"No" Response
Are you Korean?	Yes, I am.	No, I'm not. I'm Japanese.
Is she from France?	Yes, she is.	No, she isn't. She's from Italy.
Are they from Canada?	Yes, they are.	No, they aren't. They're from France.

Work It Out

A Fill in the blanks with **am**, **are**, or **is** and complete the sentences.

- Peter and Amy _____ from Seattle.
- _____ there a hospital near here?
- This suitcase _____ heavy. Can you help me?
- These shoes _____ very nice. I want to buy them.

B Rewrite the sentences as questions.

- You are a student. → Are you a student?
- Lisa is from Boston. → _____
- There are a lot of good restaurants around here.
→ _____

C Rearrange the sentences.


- are / they / Italy / from / not
They _____.
- birthday / on / the 15th / is / Tom's / April / of
Tom's _____.
- is / student / Michelle / exchange / an / from / France
Michelle _____.
- are / people / any / perfect / not / there
There _____.

to express **truth, fact** or **frequency**



Affirmatives


S. + V.(-s)



The sun **rises** in the east.
It **doesn't** rise in the west.

Negatives

S. + do/does + not + V.



My sister always **gets** up at six.
I **don't** get up at six. I **get** up at seven.

Yes/No Questions

Question	"Yes" Response	"No" Response
Do you like New York?	Yes, I do .	No, I don't .
Does she live in France?	Yes, she does .	No, she doesn't .
Do they come from Canada?	Yes, they do .	No, they don't .

Work It Out

A Complete the sentences based on the hints given.

- The moon _____ around the earth. (go)
- Cindy always _____ her cup after she drinks coffee. (wash)
- Johnson _____ tennis every day. (play)
- A good student _____ before a test. (study)
- Water _____ at 100 degrees Celsius. (boil)

B Fill in the blanks.

- A: What _____ your friend John look like?
B: Well, he _____ thin, and he _____ short hair and blue eyes.
A: Really? Does he _____ curly hair?
B: Yes, he _____.
A: _____ he tall?
B: No, he _____. He's short, but he's handsome.

Regular: Add -s	work → works
Verbs ending in s, x, ch, sh, o: Add -es	fix → fixes
Verbs ending in consonant + y: Change the y to i and add -es	cry → cries
Verbs ending in vowel + y: Add -s	play → plays
Irregular forms	have → has



A photograph of two men shaking hands outdoors. The man on the left is wearing a white polo shirt, glasses, and a backpack. The man on the right is wearing a red polo shirt. They are standing in front of a blurred green background, possibly a park or street with trees.

HOW DO YOU SHAKE HANDS?

CD 1-05

A handshake is a common way to greet someone. When you meet people for the first time, it's polite to shake their hands, too. You may think that you know the best way to shake hands. However, people everywhere shake hands differently. If you don't know the right customs, people might think you are impolite. In the United States, people like short, strong handshakes. People in Brazil like long, strong handshakes. In the Philippines, a long handshake is OK, but it should be gentle.

Every society has a different way to shake hands. However, a few handshake rules are the same all over the world. Never offer anyone a wet hand. Always offer your right hand. It's usually bad manners to use your left one. If you still aren't sure about what to do, let the other person lead the handshake. You can copy the other person's actions. If you give a good handshake, people will trust you more.

A Fill in the blanks with the word choices given. Change the word form if necessary.

shake / offer / wet / copy / polite

1. It's not _____ to point at people.
2. The two leaders smiled and _____ hands.
3. The hotel _____ a free breakfast.
4. Bring an umbrella or you'll get _____.
5. Paula tried to _____ the dancer's moves.

B Check the correct answers.

1. What is the main topic of the article?
☐ a. The reasons why people shake hands
☐ b. The best way to shake hands
☐ c. The different ways to shake hands
2. In which of the following countries do people like short and strong handshakes?
☐ a. The USA
☐ b. Brazil
☐ c. The Philippines
3. Which is NOT a wrong way to shake hands?
☐ a. Offer a left hand
☐ b. Offer a wet hand
☐ c. Offer a long handshake
4. What does the author suggest if you aren't sure about what to do?
☐ a. You can let the other person offer the handshake first.
☐ b. You should know handshake rules around the world.
☐ c. You should lead the handshake to make people trust you.
5. According to the article, which is true?
☐ a. If you are not familiar with the customs, just offer a gentle hand.
☐ b. It is rude to offer a strong, long handshake the first time you meet someone.
☐ c. The proper handshake will leave a good impression on people.

WRITING

A Look at the picture and answer the questions below.



① What's the woman's last name?

② Where does the woman come from?

③ Is her birthday on September 30?

④ Does the woman have long hair?

⑤ What's her passport number?

B Rewrite the following sentences as negative sentences and questions.

① Sarah has a laptop.

Sarah doesn't have a laptop.

Does Sarah have a laptop?

② Emma comes from Boston.

③ Handshake rules are the same around the world.

④ Josh often plays basketball.

⑤ Henry and Bob know a lot about computers.

CHALLENGE YOURSELF

Part I Pictures

CD 1-06

Look at the picture and choose the best answer.

1.



☐ a ☐ b ☐ c

2.



☐ a ☐ b ☐ c

Part II Question & Response

CD 1-07

Listen to the statement or question and choose the best response.

3. ☐ a ☐ b ☐ c

5. ☐ a ☐ b ☐ c

4. ☐ a ☐ b ☐ c

6. ☐ a ☐ b ☐ c

Part III Conversations

CD 1-08

Listen to the conversation and answer the questions.

7. Where does the second speaker come from?

- ☐ a. She comes from Hong Kong.
- ☐ b. She comes from Japan.
- ☐ c. She comes from the United States.

8. What are the speakers talking about?

- ☐ a. Their new teacher
- ☐ b. Their classmate
- ☐ c. Their homework

9. What is true?

- ☐ a. They're old friends.
- ☐ b. He called her yesterday.
- ☐ c. They're new friends.

10. Why is Tom not there?

- ☐ a. He lives somewhere new.
- ☐ b. He got sick.
- ☐ c. He's in trouble.

Linguaporta Training

Let's review the unit with Linguaporta.

