

Active Reading Strategies

Teruhiko Kadoyama
LiveABC editors

Book 1

 **SEIBIDO**  **LiveABC**



photographs

iStockphoto

音声ファイルのダウンロード/ストリーミング

CD マーク表示がある箇所は、音声を弊社 HP より無料でダウンロード/ストリーミングすることができます。下記 URL の書籍詳細ページに音声ダウンロードアイコンがございますのでそこから自習用音声としてご活用ください。

<https://www.seibido.co.jp/ad690>



Active Reading Strategies Book 1

Copyright © 2024 LiveABC Interactive Corporation
Japanese edition copyright © Seibido Publishing Co., Ltd, Japanese edition
All rights reserved.

*All rights reserved for Japan.
No part of this book may be reproduced in any form
without permission from Seibido Co., Ltd.*

CONTENTS

| | |
|-----------------------------------------------------------------|-----|
| CONTENT CHART | 04 |
| LEARNING OVERVIEW | 06 |
| UNIT 1 Traveling the World's Fascinating Libraries | 10 |
| UNIT 2 <i>Stomp</i> : Music to See and Hear | 20 |
| UNIT 3 <i>The Bremen Town Musicians</i> | 30 |
| UNIT 4 Interesting Laws Around the World | 42 |
| UNIT 5 The Olympic Games: A History of Firsts | 52 |
| UNIT 6 Recipes to Party With | 62 |
| REVIEW 1 (Units 1-6) | 72 |
| UNIT 7 Dancing in the Streetz: House of Hop | 80 |
| UNIT 8 Avoiding the Harms of Light | 90 |
| UNIT 9 Animals Under Threat | 100 |
| UNIT 10 Minimalism: Less Is More | 110 |
| UNIT 11 You're Joking, Right? | 120 |
| UNIT 12 VR vs. AR: Visions of the Future | 130 |
| REVIEW 2 (Units 7-12) | 140 |

Active Reading Strategies Book 1

| UNIT | READING SKILL | READING | |
|------------------------|---------------------------------------------|---------------------------------|---------------------------------------------|
| 1 | Traveling the World's Fascinating Libraries | Scanning | Traveling the World's Fascinating Libraries |
| 2 | <i>Stomp: Music to See and Hear</i> | Identifying Topic Sentences | <i>Stomp: Music to See and Hear</i> |
| 3 | <i>The Bremen Town Musicians</i> | Making Predictions | <i>The Bremen Town Musicians</i> |
| 4 | Interesting Laws Around the World | Skimming | Interesting Laws Around the World |
| 5 | The Olympic Games: A History of Firsts | Understanding Time Order | The Olympic Games: A History of Firsts |
| 6 | Recipes to Party With | Following Explicit Instructions | Recipes to Party With |
| Review 1 Pages 72–79 | | | |
| 7 | Dancing in the Streetz: House of Hop | Visualizing Text | Dancing in the Streetz: House of Hop |
| 8 | Avoiding the Harms of Light | Making Connections | Avoiding the Harms of Light |
| 9 | Animals Under Threat | Recognizing Cause and Effect | Animals Under Threat |
| 10 | Minimalism: Less Is More | Inferring Vocabulary | Minimalism: Less Is More |
| 11 | You're Joking, Right? | Making Inferences | You're Joking, Right? |
| 12 | VR vs. AR: Visions of the Future | Comparing and Contrasting | VR vs. AR: Visions of the Future |
| Review 2 Pages 140–147 | | | |

CONTENT CHART

| VOCABULARY BUILDER | LANGUAGE NOTES | PUT IT IN WRITING |
|----------------------------------|----------------------------------------|---------------------------------------------------------------------------------------------------------------------------------------------------------------------------------------------------|
| Words With Different Meanings | Quantifiers | <ul style="list-style-type: none"> Write about an unforgettable trip Plan a two-day trip |
| Suffixes: <i>-er/-or</i> | Modal Verbs | <ul style="list-style-type: none"> Write about a show that you have been to Create your own piece of music |
| Collocations of <i>Come</i> | Sense Verbs | <ul style="list-style-type: none"> Write a brief sequel to <i>The Bremen Town Musicians</i> Write a novel/movie review |
| Prefixes: <i>il-/im-/in-/ir-</i> | Coordinate Conjunctions | <ul style="list-style-type: none"> Write about the laws or rules in your country Create a list of interesting facts about a country of your choice |
| Suffix: <i>-al</i> | Conjunctive Adverbs | <ul style="list-style-type: none"> Write about a baseball player's day Create a timeline of important events for a sport or a sports player |
| Measure Words | Imperatives | <ul style="list-style-type: none"> Write a recipe Create a food diary entry |
| Words With Different Meanings | Infinitives | <ul style="list-style-type: none"> Answer questions about a flyer Describe a painting |
| Suffix: <i>-ness</i> | Gerunds | <ul style="list-style-type: none"> Complete a mind map about gadgets Write a paragraph based on your gadget mind map |
| Adult and Baby Animals | Comparative and Superlative Adjectives | <ul style="list-style-type: none"> Write about three endangered animals' habitats and the reasons they are threatened Create a poster to help protect a threatened animal |
| Collocations of <i>Get</i> | <i>That</i> -Clauses | <ul style="list-style-type: none"> Write about belief words with the suffix <i>-ism</i> Try minimalism for yourself and share your experience |
| Collocations of <i>Out</i> | Conjunction— <i>When</i> | <ul style="list-style-type: none"> Write your own joke Make inferences based on a song or a poem |
| Words With Different Meanings | Passive Voice | <ul style="list-style-type: none"> Write about a kind of technology that has changed the world Invent a new product |

LEARNING OVERVIEW

Active Reading Strategies Book 1 is the first volume of the *Active Reading Strategies* series. Each book is divided into 12 striking units with a review section after every six units. Each unit contains a warm-up section, reading passage, reading comprehension questions, two vocabulary building exercises, language notes, and reading skill information with relevant exercises. A writing exercise paired with a relevant real-life activity wraps up each unit and provides students with an opportunity for further practice and learning. With our systematic learning methods and a variety of practical content, students will gain competence throughout the series.

Unit 1
TRAVELING THE WORLD'S FASCINATING LIBRARIES

Learning Objectives
In this unit, you will ...

- learn how to scan a passage for specific information

Scanning:
Read a text quickly in order to find specific information.

- learn multiple usages of words found within the passage.
- write about some common quantifiers.
- write about an unforgettable trip.
- plan a two-day trip.

Get It Started

- What do you look for when you travel to a new place?
- Have you been to any beautiful libraries? Share your experience.
- Besides studying, what else do you like to do in a library?

Learning Objectives
In this unit, you will ...

- learn to follow explicit instructions in a text.

Following explicit instructions:
Read the text carefully to understand the directions.

- learn some common measure words.
- learn to use imperatives.
- write a recipe.
- write a food diary entry.

Get It Started
Look up the following kitchen verbs in a dictionary. Then, match the words to the correct pictures.

chop
stir
peel
crack
spread
pour

An overview of the unit helps students focus on the learning outcomes.

Helpful questions and exercises allow teachers to front-load the unit topic.

READING

This section contains a selected reading passage followed by interesting facts and critical thinking questions. After that, the reading comprehension, vocabulary, and grammar sections are presented to enhance students' reading fluency.

A pre-reading exercise captures students' attention for the reading passage that follows.

READING

Before Reading 25-26
Match the following words and phrases with their correct definitions.

| | |
|---------------|-------------------------------------------------------------------------------|
| ● spread | • a. intended for one person rather than a group |
| ● take part | • b. an event in which people compete with each other |
| ● represent | • c. to do an activity with other people |
| ● introduced | • d. to watch or listen to a broadcast on television or radio |
| ● flame | • e. a stream of hot, burning gas from something on fire |
| ● competition | • f. to cover a wide area |
| ● take in | • g. to officially speak or take action for another person or group of people |

Read the article. Then, match the event to the year on the timeline.

1896 1900 1908 1936 1960

- The entire world could watch the Olympics on TV.
- People from Berlin were able to see the Olympics on large screens.
- Soccer was introduced as the first team game at the Olympics.
- The first modern Olympic Games started.
- Athletes started to compete for their own countries.

25-26
People line the street to watch the flame pass by. A woman jogs with a torch held high. She comes to a stop and lights the torch of another jogger. Soon afterwards, in the dark, from the centre of a stadium, an archer shoots the flame into a cauldron. This is part of the Olympics—the biggest international sports event. The Olympics has a rich history which includes a lot of “firsts.” Here’s a look back at some of the times when the Olympics broke new ground. Let’s begin at the beginning.

The first recorded Olympic Games were held around 776 BC in the city of Olympia, Greece. The purpose of the ancient games was to honor the Greek god Zeus. In the beginning, running was the only sports event. Later, more events were included, such as boxing and horse racing. During this period, only Greek males could take part in the games. However, the ancient games came to an end with the fall of the Greek Empire.

Centuries later, the games were brought back. In 1896 in Athens, the first modern Olympic Games began. At this time, more events were added. Male athletes from different countries joined the games too. Four years later, in Paris, female athletes entered the Olympics for the first time.

The ancient games were meant to celebrate individual greatness. Thus, team competitions came along only much later. The first team game introduced was soccer in 1900. At this time, soccer matches were played between clubs from different countries. Then, in 1908, individual and team competitions began representing their own countries. That year, to start off the Olympics, athletes walked proudly into the stadium in London behind their national flags. In addition, a swimming pool was used for the first time.

The diverse text structures and themes increase students' interest.

READING

Before Reading 27-28
Match the following words with their correct definitions.

| | |
|-----------|---------------------------------------------------------------------|
| ● serve | • a. a large cup with straight sides used for hot drinks |
| ● lid | • b. to take something away from a place |
| ● measure | • c. calmly or softly |
| ● gently | • d. a cover on a container |
| ● recipe | • e. a type of food that is eaten in addition to your usual meals |
| ● treat | • f. to provide food or drinks |
| ● mix | • g. a set of instructions telling you how to prepare and cook food |

Scan the passage. Then, connect the ingredients to the recipes.

flour milk fruit corn kernels pineapple juice egg salt butter

Are you looking for something to serve at a party? Look no further! Below, we have a mug cake, popcorn, and fruit punch recipe just for you. These popular treats are quick and easy to make. With just a couple of steps, you can make them yourself. Why don't you give them a try?

Mug Cake

Things You Will Need

| | | |
|---------------------|-----------------------|----------------|
| • 4 tbsp cake flour | • 2 tsp cocoa powder | • 4 tbsp sugar |
| • 3 tbsp milk | • 2 tsp vegetable oil | • 1 egg |
| • Pinch of salt | • 3 tbsp | • Microwave |

Popcorn

Things You Will Need

- 1/2 cup corn kernels
- Butter and salt to taste
- 2 tbsp high-temperature cooking oil such as coconut oil
- Pinch salt
- Stove (gas or electric)
- Measuring spoon and cup
- Bowl

1. Put the flour, cocoa powder, sugar, and a pinch of salt into the mug. Mix them well.

2. Mix in the milk and vegetable oil.

3. Crack the egg into the mug. Stir everything together.

4. Put the mug into the microwave. Heat it for two minutes.

5. Take the mug out of the microwave and let it cool down for two minutes.

6. Enjoy your mug cake!

1. Heat the oil in the pot on medium-high heat.

2. Add two to three kernels of corn to the pot. Cover the pot with the lid.

3. When the kernels start to pop, add the rest of the popcorn kernels. Put the lid back on the pot.

4. Remove the pot from the heat and wait 30 seconds.

5. Remove the pot to the heat. As the kernels pop, pick up the pot and gently shake it back and forth. Repeat a few times.

6. Remove the pot from the heat once the popping slows down. Leave it covered for a minute.

7. Pour the popped corn into a bowl. Add toppings that you like. Tasty, enjoy!

Reading Comprehension

A. True or False
Read the statements below and write T for true or F for false.

- _____ The library in Venice's main square is always full of people.
- _____ The Book of Kells is now stored in a library in Dublin.
- _____ Mexico's al-Queso yon Library is the largest in the world.
- _____ You can find a place for studying plants in the Biblioteca Alexandrina in Egypt.
- _____ The outside of the Vancouver Public Library Central Branch is similar to the Roman Colosseum of today.

B. Multiple Choice
Circle the correct answer.

- 1. What is probably true about the main square in Venice?
 - a. It's crowded.
 - b. It's quiet.
 - c. It's empty.
 - d. It's dirty.
- 2. What is NOT true about al-Queso yon Library in Mexico?
 - a. It sits in the city of Ica.
 - b. It looks beautiful.
 - c. People built it recently.
 - d. It was used for people to pray in.
- 3. Which of the following is a secret of the library, Biblioteca Justina in Portugal?
 - a. It was built by a woman.
 - b. It includes a new museum.
 - c. Bats often live there.
 - d. It has its own prices.

Did You Know?

- Biblioteca Justina is a Baroque building.
- The main room of Trinity College Library is nearly 65 meters long.
- Biblioteca Justina was designed in the Baroque style.
- The Biblioteca Alexandrina was opened in 2002 near the site of the old library.
- The Vancouver Public Library Central Branch takes the space of an entire city block.

What Do You Think?

- Which of the libraries in the passage do you want to visit the most? Why?
- How does new technology like e-books influence libraries?

A variety of reading comprehension questions tests and boosts students' understanding of the passage.

Additional fun facts and useful information help students gain knowledge in a fun way.

Thought-provoking questions allow students to think critically and improve their analytical skills.

A basic exercise is provided to assess students' understanding of the unit's vocabulary and phrases.

Applicable grammar usage along with practice exercises helps students comprehend the structures of the text.

Vocabulary Builder

A. Fill in the Blanks
Complete the sentences with the words below. Change the form if necessary.
planet square modern copy knowledge wonderful pray secret

- I hike _____ to the Lord and hoped for the best.
- A temple is right next to the _____.
- I love art, but I don't have much _____ about it.
- Don't tell anyone what I said. It's a _____.
- Stress is a major problem of _____ life.
- The play was _____, I really enjoyed it.
- I only bought a _____ of the book, so even so it came out.
- Lighter is the largest _____ in our solar system.

B. Words With Different Meanings
Match the word in bold with its definition.

- _____ The music festival will be held in the square.
_____ Their shirt has a pattern of black and white squares.
a. is a shape with four sides of equal length and four angles of 90°
b. is an open, four-sided area in a city or town
- _____ You can find copies of all of the local newspapers in this library.
_____ This pointing is only a copy, not the real one.
a. is a book, newspaper, record, etc. that is exactly the same as another
b. is something that is made to be like the original
- _____ It's free to get into the museum on Fridays.
_____ It's free this Saturday. We can visit the museum together.
a. is a copy of something
b. is not being available

Language Notes

Quantifiers

| | | |
|----------|--------------------|--------------------------------------------------------------------------------------------------------|
| many | + countable noun | - Many people went to that singer's concert. |
| a few | | - Matt bought a few mystery books. <small>He bought several books.</small> |
| few | | - Jack has few friends he can talk with. <small>He has only a few friends.</small> |
| much | + uncountable noun | - I don't usually carry much money with me. |
| a little | | - Mary put a little salt in her tomato soup. <small>She added a small amount.</small> |
| little | | - The doctor said there was little hope for Mr. Brown. <small>His health was getting worse.</small> |

Your Turn
Read the following sentences and circle the correct answers.

- Nick has (many / much) homework on his desk.
- His hair (few / little) needs to be cut.
- There are only (a few / a little) children at the park.
- Don't worry. We still have (few / a few) days before the deadline.
- There's (little / a little) food in the fridge. Why don't we eat out tonight?
- We don't have (much / many) time today, so let's discuss it next week.

An advanced exercise is presented to broaden students' vocabulary.

READING SKILL

This section contains a brief explanation of the targeted reading skill with relevant exercises. Students can apply the reading strategy to read effectively.

READING SKILL

Scanning

- Scanning is a skill that helps us find specific information in a short amount of time.
- When we scan a text, we run our eyes over it as fast as we can. There is no need to understand or read everything; the goal is to find specific pieces of information.
- Tips for scanning:
 - Know what you are looking for.
 - Look for key words.
 - Skip anything that doesn't contain the information you need.

Test Your Skill

Read the questions below first. Then, scan the following paragraph and answer them.

1. When is La Tomatina Festival?

2. What is the total weight of tomatoes that are thrown during La Tomatina Festival?

3. What is placed on a tall grassy pole?

4. What time do people stop throwing tomatoes?

Set in a village in Spain, on the first Wednesday of August, thousands of people come to throw tomatoes at each other. This festival is the focus of a festival called La Tomatina. During this big event, over 100,000 kilograms of tomatoes are thrown on the streets. When it's time, people go into the village square. In the middle of the square, a basket on a tall grassy pole. Once someone gets the basket, the festival begins. When the clock strikes 12, people stop throwing tomatoes. By that time, the square is covered in tomato sauce. So are all of the happy people there.

LA TOMATINA

PUT IT IN WRITING

Two writing exercises are provided to take students to a higher language proficiency. Students can put their thoughts into words and practice a mix of language skills.

PUT IT IN WRITING

TASK A

Write about an unforgettable trip. Complete the following information.

Day is _____

Places I went to _____

Things I saw _____ (Do not forget to add a detail!)

My feelings about the trip _____

TASK B

Work in pairs. Plan a two-day trip together. Then, share your plan with the class.

| Day 1 | Day 2 |
|-----------------------|-----------------------|
| Places to visit _____ | Places to visit _____ |
| Things to see _____ | Things to see _____ |
| Things to bring _____ | Things to bring _____ |

REVIEW

A review section after every six units is offered to check students' vocabulary, grammar, and reading competencies. This section incorporates a variety of reading comprehension questions along with reading skills. It provides an excellent tool for students to track their improvements and understand their reading comprehension levels.

Review 1 (Units 1-6)

Part A

There was a man who had a box full of gold coins. He was very rich. He had a lot of money. He was very happy. He was very kind. He was very generous. He was very helpful. He was very brave. He was very smart. He was very strong. He was very beautiful. He was very handsome. He was very intelligent. He was very talented. He was very skilled. He was very knowledgeable. He was very experienced. He was very successful. He was very famous. He was very popular. He was very loved. He was very respected. He was very admired. He was very revered. He was very honored. He was very praised. He was very appreciated. He was very valued. He was very cherished. He was very treasured. He was very loved and respected. He was very loved and appreciated. He was very loved and valued. He was very loved and cherished. He was very loved and treasured.

Part B

Belize: The Land of Adventure

Belize is a tiny country of Central America which sits between Guatemala and the Caribbean Sea. It is very hot, but it is also very beautiful. Belize is a very popular tourist destination. People go to Belize to enjoy the beautiful beaches, the clear blue water, the rain forest, and the amazing wildlife.

For water lovers, there are several activities to choose from. They can go to the Belize Barrier Reef, which is the second largest reef in the world. It has over 300 miles of coral, over 300 species of fish. People also can go to the Great Blue Hole. At over 1,000 feet deep, it's the world's largest natural sinkhole.

Belize has a lot of great water activities to do. People can go to the Belize Barrier Reef and see the largest reef in the world. They can go to the Great Blue Hole and see the world's largest natural sinkhole. They can go to the Belize River and see the most beautiful waterfalls in Belize. They can go to the Belize Zoo and see the most beautiful animals in Belize.

The country is home to many ancient Mayan ruins, too. They include great stone temples with walls of stucco. From the top, visitors can see the ruins that look like they were built by the gods. If you plan on visiting, don't forget to bring your sunscreen and a hat.

A. Choose the best answer to complete the text.

1. Belize is a tiny country of Central America which sits between Guatemala and the Caribbean Sea. It is very hot, but it is also very beautiful.

a. hot and beautiful b. hot and not beautiful

2. Belize is a very popular tourist destination. People go to Belize to enjoy the beautiful beaches, the clear blue water, the rain forest, and the amazing wildlife.

a. hot and beautiful b. hot and not beautiful

3. For water lovers, there are several activities to choose from. They can go to the Belize Barrier Reef, which is the second largest reef in the world. It has over 300 miles of coral, over 300 species of fish. People also can go to the Great Blue Hole. At over 1,000 feet deep, it's the world's largest natural sinkhole.

a. hot and beautiful b. hot and not beautiful

4. Belize has a lot of great water activities to do. People can go to the Belize Barrier Reef and see the largest reef in the world. They can go to the Great Blue Hole and see the world's largest natural sinkhole. They can go to the Belize River and see the most beautiful waterfalls in Belize. They can go to the Belize Zoo and see the most beautiful animals in Belize.

a. hot and beautiful b. hot and not beautiful

5. The country is home to many ancient Mayan ruins, too. They include great stone temples with walls of stucco. From the top, visitors can see the ruins that look like they were built by the gods. If you plan on visiting, don't forget to bring your sunscreen and a hat.

a. hot and beautiful b. hot and not beautiful

B. Read the passage and answer the following questions.

1. What is Belize famous for?
a. Its beaches b. Its Central American cities

2. What is Belize NOT famous for?
a. Its beautiful waterfalls b. Its beautiful waterfalls

3. What is a popular activity in Belize?
a. It is the largest reef in the world b. It is home to over 300 miles of coral

4. What is the second largest reef in the world?
a. It is over 300 miles of coral b. It is over 300 miles of coral

5. What is the most famous of the world's largest reefs?
a. The Belize Barrier Reef b. The Belize Barrier Reef

6. What is the most beautiful waterfalls in Belize?
a. The Belize Barrier Reef b. The Belize Barrier Reef

7. What is the most beautiful animals in Belize?
a. The Belize Barrier Reef b. The Belize Barrier Reef

8. What is the most beautiful waterfalls in Belize?
a. The Belize Barrier Reef b. The Belize Barrier Reef

9. What is the most beautiful animals in Belize?
a. The Belize Barrier Reef b. The Belize Barrier Reef

10. What is the most beautiful waterfalls in Belize?
a. The Belize Barrier Reef b. The Belize Barrier Reef

11. What is the most beautiful animals in Belize?
a. The Belize Barrier Reef b. The Belize Barrier Reef

12. What is the most beautiful waterfalls in Belize?
a. The Belize Barrier Reef b. The Belize Barrier Reef

Unit 1

TRAVELING THE WORLD'S FASCINATING LIBRARIES



Learning Objectives

In this unit, you will ...

- learn how to scan a passage for specific information.

Scanning:

Read a text quickly in order to find specific information.

- learn multiple usages of words found within the passage.
- learn about some common quantifiers.
- write about an unforgettable trip.
- plan a two-day trip.



Get It Started

- What do you look for when you travel to a new place?
- Have you been to any beautiful libraries? Share your experience.
- Besides studying, what else do you like to do in a library?



READING

Before Reading 02

Match the following words and phrases with their correct definitions.

- | | | | |
|---------------|---|---|---------------------------------------------------------|
| ① fascinating | • | • | a. happening or existing now |
| ② pray | • | • | b. to start an organization, especially by giving money |
| ③ jail | • | • | c. to show great respect for someone or something |
| ④ found | • | • | d. very interesting |
| ⑤ honor | • | • | e. a prison |
| ⑥ present | • | • | f. besides |
| ⑦ in addition | • | • | g. to speak to God in order to ask for help |

Scan the second and fifth paragraphs. Then, answer the following questions.

- ① (paragraph 2) What can you see on the walls and ceilings of Biblioteca Marciana?

- ② (paragraph 2) How many books does the library of Dublin have?

- ③ (paragraph 5) What can you see on the roof of the Vancouver Public Library Central Branch?



Trinity College Library

03

On trips, people usually want to shop or see famous places. They don't normally think about reading or studying. However, there are many fascinating and beautiful libraries around the world.

- 5 If you visit one, you might want to include more in your travels.

Here are some historical libraries you can visit. In Venice's main square, people are everywhere, so there are few quiet places. However, its library, Biblioteca

- 10 Marciana, doesn't have many people in it. This library

has wonderful paintings on its walls and ceilings, too. In Dublin, there is a large library called Trinity College Library.

15 Its main room holds over 200,000 books. It also has the Book of Kells—a beautiful copy of the Bible. If you want to see a very old and beautiful library, go to Morocco. Al-Qarawiyyin Library is the oldest in the world located in the city of Fez. Fatima al-Fihri founded it for the public to study and pray in.


20 Another historical library is in Portugal. Many artists worked together to make the University Library in Coimbra, Biblioteca Joanina, beautiful. This library has a few secrets. First, it has its own jail called the Academic Prison! Students once
25 stayed there if they broke the rules. The second secret is—bats live inside the library. The bats are meant to eat the insects that eat books.

You can also see more modern libraries. There was once a very famous library in Alexandria, Egypt, which was named the Great Library of
30 Alexandria. However, it declined over a number of centuries, and all the knowledge in it was lost. Now, there is a new, modern library called the Bibliotheca Alexandrina. It contains many books,



35 but it also includes museums, art, and a place for studying planets. It honors the old library.

The Vancouver Public Library Central Branch found in Vancouver, Canada is
40 another modern library. The outside of the building looks like the present-day Roman Colosseum. You can find shops, restaurants, and even an 8,000 sq-ft rooftop garden at this public library. There is a free space
45 where people can edit pictures and videos. In addition, this library has appeared in many films and TV shows.

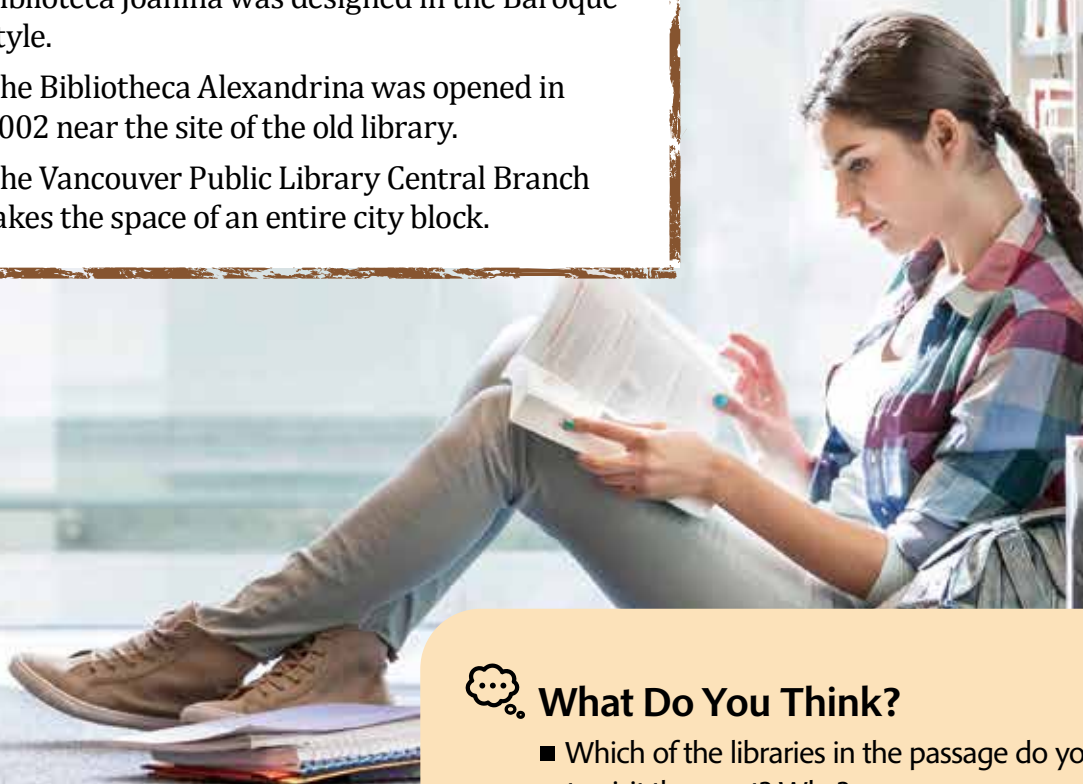


Vancouver Public Library

There are many interesting and beautiful libraries around the world. Which one will you visit on your next trip?

Did You Know?

- Biblioteca Marciana is a Renaissance building.
- The main room of Trinity College Library is nearly 65 meters long.
- Biblioteca Joanina was designed in the Baroque style.
- The Bibliotheca Alexandrina was opened in 2002 near the site of the old library.
- The Vancouver Public Library Central Branch takes the space of an entire city block.



What Do You Think?

- Which of the libraries in the passage do you want to visit the most? Why?
- How does new technology like e-books influence libraries?

Reading Comprehension

A. True or False

Read the statements below and write *T* for true or *F* for false.

- _____ ❶ The library in Venice's main square is always full of people.
- _____ ❷ The Book of Kells is now stored in a library in Dublin.
- _____ ❸ Morocco's al-Qarawiyyin Library is the largest in the world.
- _____ ❹ You can find a place for studying planets in the Bibliotheca Alexandrina in Egypt.
- _____ ❺ The outside of the Vancouver Public Library Central Branch is similar to the Roman Colosseum of today.

B. Multiple Choice

Circle the correct answer.

- ❶ What is probably true about the main square in Venice?
 - a. It's crowded.
 - b. It's quiet.
 - c. It's empty.
 - d. It's dirty.
- ❷ What is NOT true about al-Qarawiyyin Library in Morocco?
 - a. It sits in the city of Fez.
 - b. It looks beautiful.
 - c. People built it recently.
 - d. It was used for people to pray in.
- ❸ Which of the following is a secret of the library, Biblioteca Joanina, in Portugal?
 - a. It was built by a woman.
 - b. It includes a new museum.
 - c. Butterflies live there.
 - d. It has its own prison.



Vocabulary Builder

A. Fill in the Blanks

Complete the sentences with the words below. Change the forms if necessary.

planet square modern copy knowledge wonderful pray secret

- ① Helen _____ to the Lord and hoped for the best.
- ② A temple is right next to the _____.
- ③ I love art, but I don't have much _____ about it.
- ④ Don't tell anyone what I said. It's a _____.
- ⑤ Stress is a major problem of _____ life.
- ⑥ The play was _____. I really enjoyed it.
- ⑦ Jody bought a _____ of the book as soon as it came out.
- ⑧ Jupiter is the largest _____ in our solar system.

B. Words With Different Meanings

Match the word in bold with its definition.

- ① _____ The music festival will be held in the **square**.
_____ Theo's shirt has a pattern of black and white **squares**.
a. *n.* a shape with four sides of equal length and four angles of 90°
b. *n.* an open, four-sided area in a city or town
- ② _____ You can find **copies** of all of the local newspapers in this library.
_____ This painting is only a **copy**, not the real one.
a. *n.* a book, newspaper, record, etc. that is exactly the same as another
b. *n.* something that is made to be like the original
- ③ _____ It's **free** to get into the museum on Fridays.
_____ I'm **free** this Saturday. We can visit the museum together.
a. *adj.* costing nothing
b. *adj.* not busy; available

Language Notes

Quantifiers

many }
a few } + countable noun
few }

- **Many** people went to that singer's concert.
- Matt bought **a few** everyday items.
↳ some / a small number
- Jack has **few** friends he can talk with.
↳ not many / almost none

much }
a little } + uncountable noun
little }

- I don't usually carry **much** money with me.
- Mary put **a little** salt in her tomato soup.
↳ some / a small amount
- The doctor said there was **little** hope for Mr. Brown.
not much / almost nothing ↙

Your Turn

Read the following sentences and circle the correct answers.

- 1 Nick saw (many / much) famous churches on his tour.
- 2 We have (few / little) time to take the test.
- 3 There are only (a few / a little) children at the park.
- 4 Don't worry. We still have (few / a few) days before the deadline.
- 5 There's (little / a little) food in the fridge. Why don't we eat out tonight?
- 6 We don't have (much / many) time today, so let's discuss it next week.



READING SKILL

Scanning

- Scanning is a skill that helps us find specific information in a short amount of time.
- When we scan a text, we run our eyes over it as fast as we can. There is no need to understand or read everything; the goal is to find specific pieces of information.
- Tips for scanning:
 - Know what you are looking for.
 - Look for key words.
 - Skip everything that doesn't contain the information you need.

Test Your Skill 04

Read the questions below first. Then, scan the following paragraph and answer them.

1 When is La Tomatina Festival?

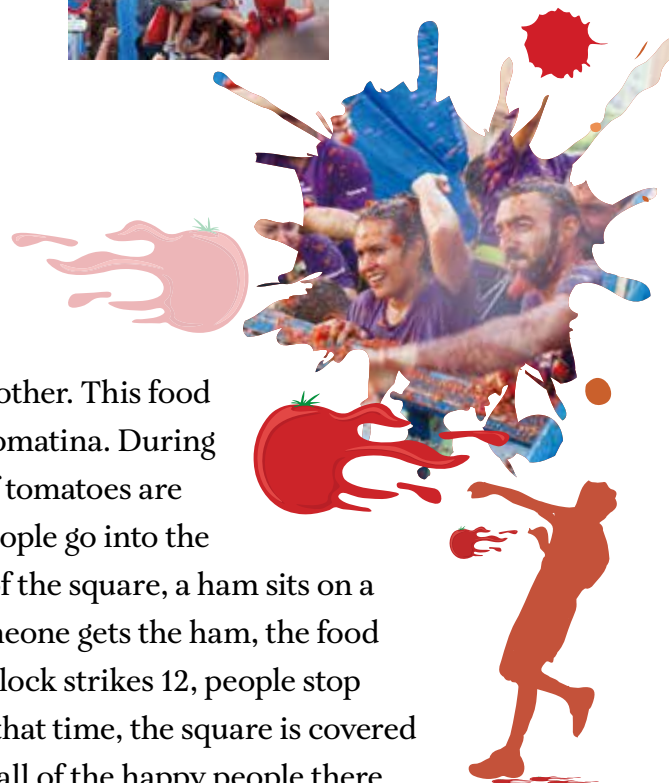
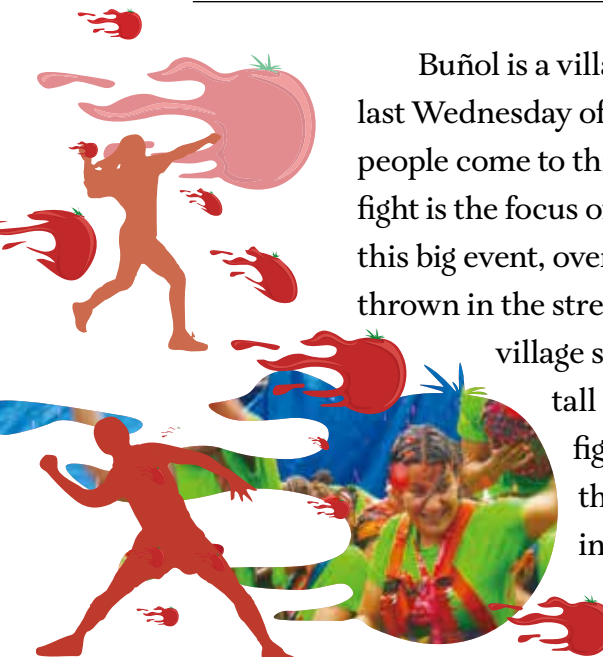
2 What is the total weight of tomatoes that are thrown during La Tomatina Festival?

3 What is placed on a tall greasy pole?

4 What time do people stop throwing tomatoes?



Buñol is a village in Spain. On the last Wednesday of August, thousands of people come to throw tomatoes at each other. This food fight is the focus of a festival called La Tomatina. During this big event, over 100,000 kilograms of tomatoes are thrown in the streets. When it's time, people go into the village square. In the middle of the square, a ham sits on a tall greasy pole. Once someone gets the ham, the food fight begins. When the clock strikes 12, people stop throwing tomatoes. By that time, the square is covered in tomato sauce. So are all of the happy people there.



LA TOMATINA

PUT IT IN WRITING

TASK A

Write about an unforgettable trip. Complete the following information.

Trip to: _____

Famous places I went to: _____

Things I saw: _____

My feelings about the trip: _____

(Share your photos, tickets, or more!)

TASK B

Work in pairs. Plan a two-day trip together. Then, share your plan with the class.

Day 1

Places to visit:

Foods to eat:

Things to bring:

Day 2

Places to visit:

Foods to eat:

Things to bring: